

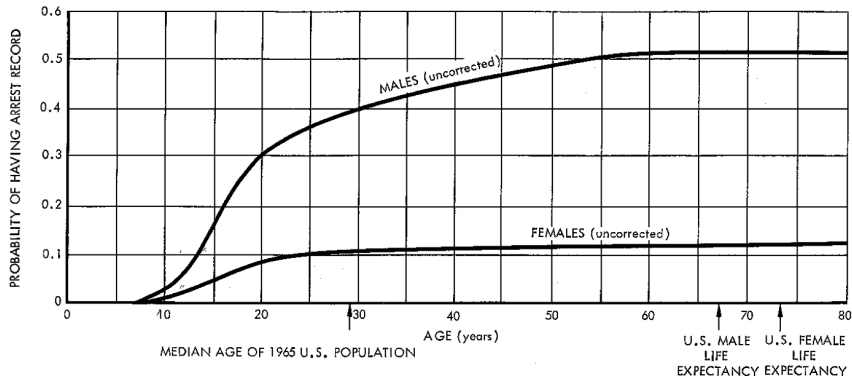
USING CRIMINAL HISTORY RECORDS TO PREDICT RECIDIVISM

ROBERT BRAME

DEPARTMENT OF CRIMINOLOGY & CRIMINAL JUSTICE
UNIVERSITY OF SOUTH CAROLINA

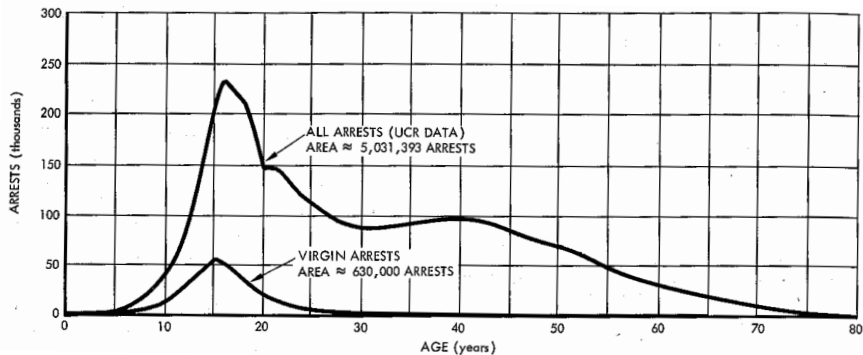
PRESENTATION TO THE SOUTHERN REGIONAL SUMMIT ON FAIR HIRING,
ATLANTA GEORGIA, MAY 18TH 2015.

Cumulative Arrest Prevalence: Demographic Projections



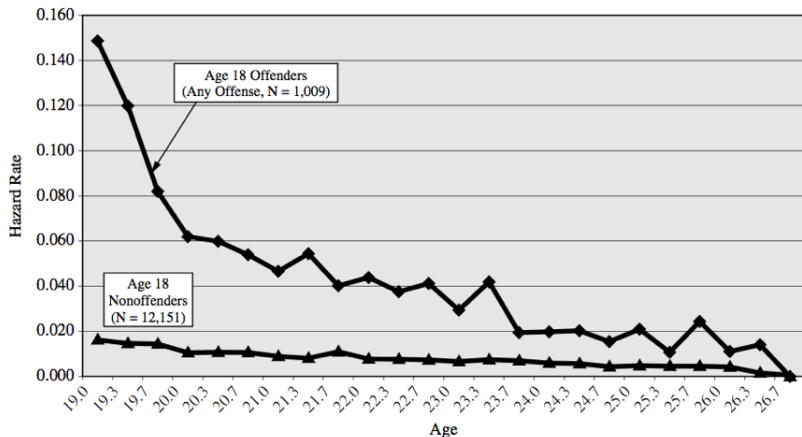
Source: Ronald Christensen (1967). Projected percentage of U.S. population with criminal arrest and conviction records. In *Task Force Report: Science and Technology*, pp. 216-228. Institute for Defense Analysis, Ed. Washington, DC: U.S. Government Printing Office.

Christensen (1967:218; Figure J-2)



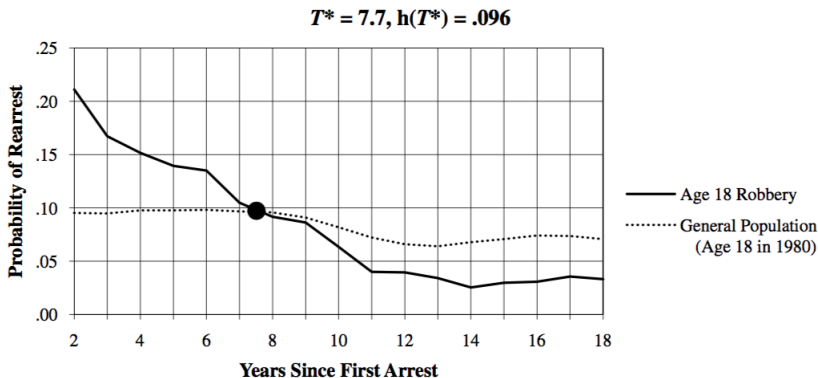
Source: Ronald Christensen (1967). Projected percentage of U.S. population with criminal arrest and conviction records. In *Task Force Report: Science and Technology*, pp. 216-228. Institute for Defense Analysis, Ed. Washington, DC: U.S. Government Printing Office.

Philadelphia Hazard Rates



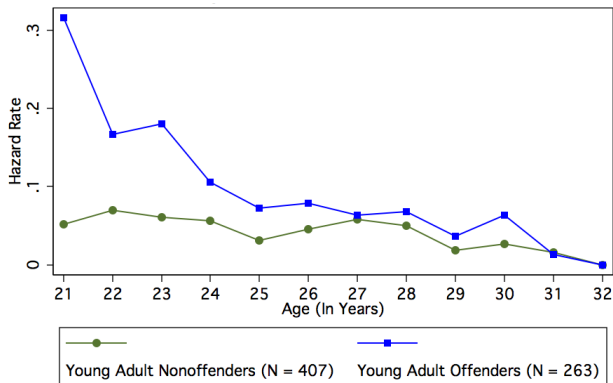
Source: Megan Kurlychek, Robert Brame, and Shawn D. Bushway (2007). Scarlet letters and recidivism: Does an old criminal record predict future recidivism? *Criminology & Public Policy*, 5:483-504.

NY Hazard Rates Benchmarked w/General Population



Source: Alfred Blumstein and Kiminori Nakamura (2009). Redemption in the presence of widespread criminal background checks. *Criminology*, 47:327-359.

Racine Hazard Rates



Source: Megan Kurlychek, Robert Brame, and Shawn D. Bushway (2007). Enduring risk? Old criminal records and predictions of future criminal involvement. *Crime & Delinquency*, 53:64-83.